



Action for Warm Homes

Fuel Poverty: our opportunity

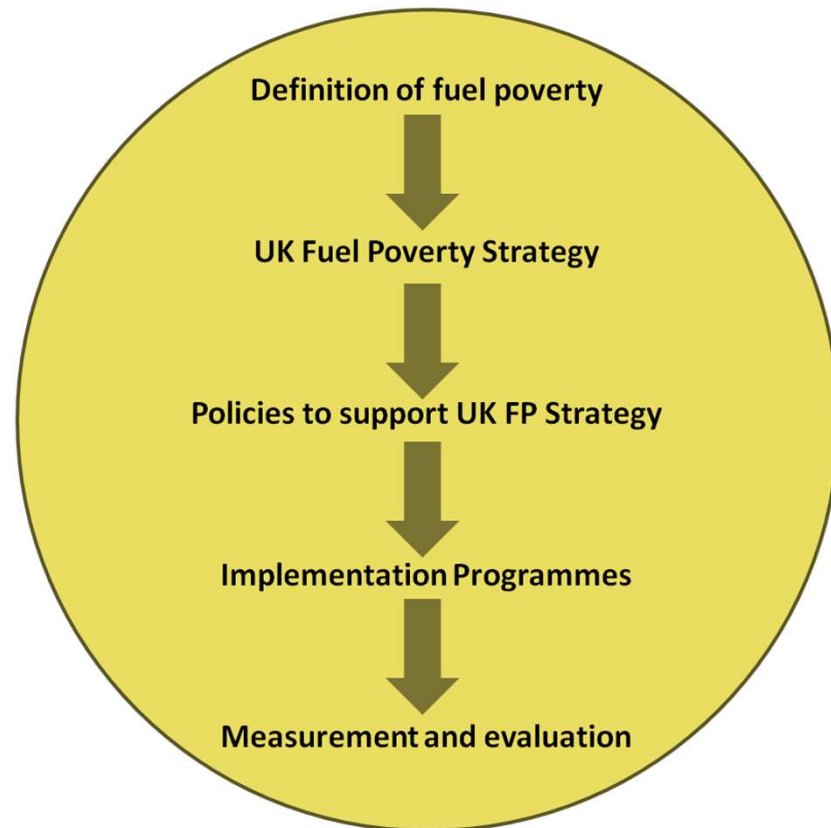
NPG Consumer Vulnerability Conference

Adam Scorer
@adam_scorer
www.nea.org.uk

Why measurement matters

What a good indicator can do

- **Monitor trends** and underlying changes
- **Indicate extent, depth** (and possibly persistence)
- **Identify** the kinds of people affected
- **Support policy design** and assessment



Steps 1 to 4 courtesy of Prof C Liddell (NI Review 2011)

A household is classed as being in fuel poverty if:



Their fuel costs are above average and



their disposable income (after housing and fuel costs) is below the poverty line

Average gap is the reduction in fuel bill that the average fuel poor household needs in order to not be classed as fuel poor.


Aggregate gap is the sum of all fuel poor households' gaps.

Approximately 1 in 10 households in England were fuel poor (10.9%)



The average fuel poverty gap was


£321



Down from
£333 in
2016

The aggregate fuel poverty gap was


£812m



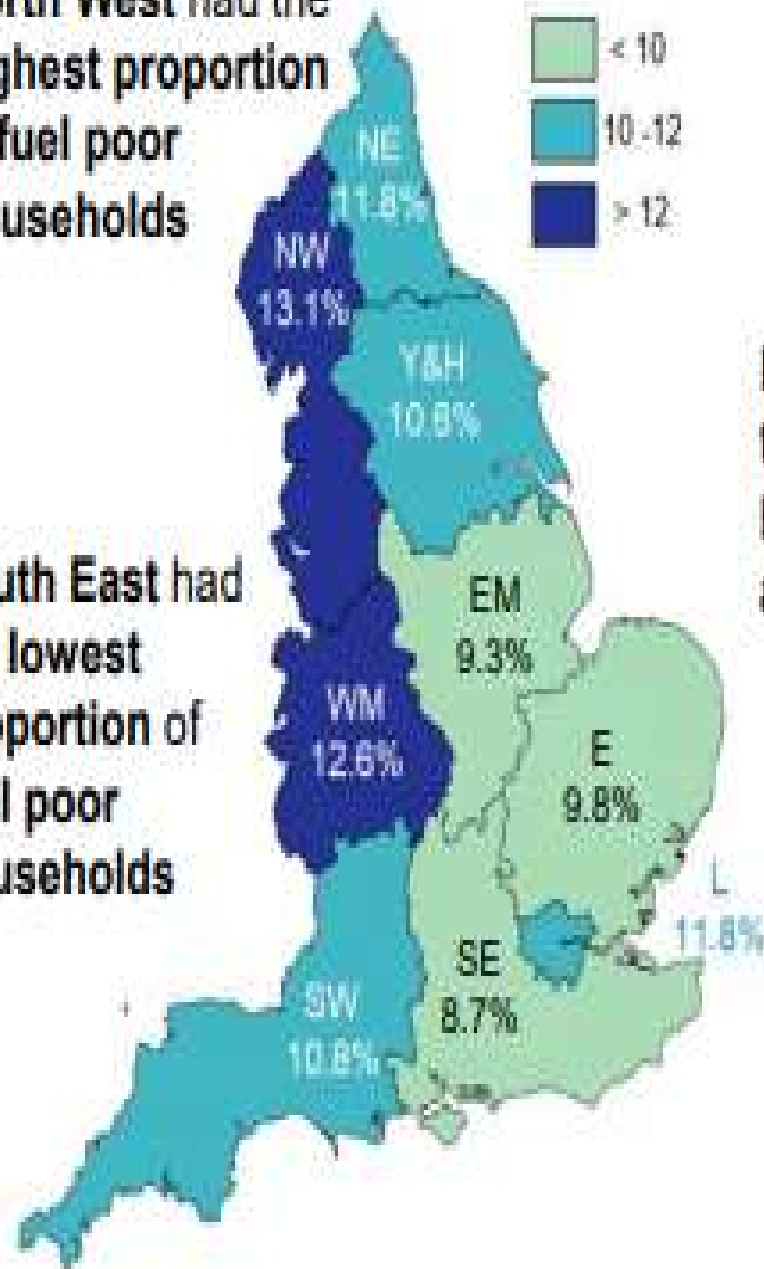
Down from
£848m in
2016

North West had the highest proportion of fuel poor households


Proportion of fuel poor households (%)



South East had the lowest proportion of fuel poor households

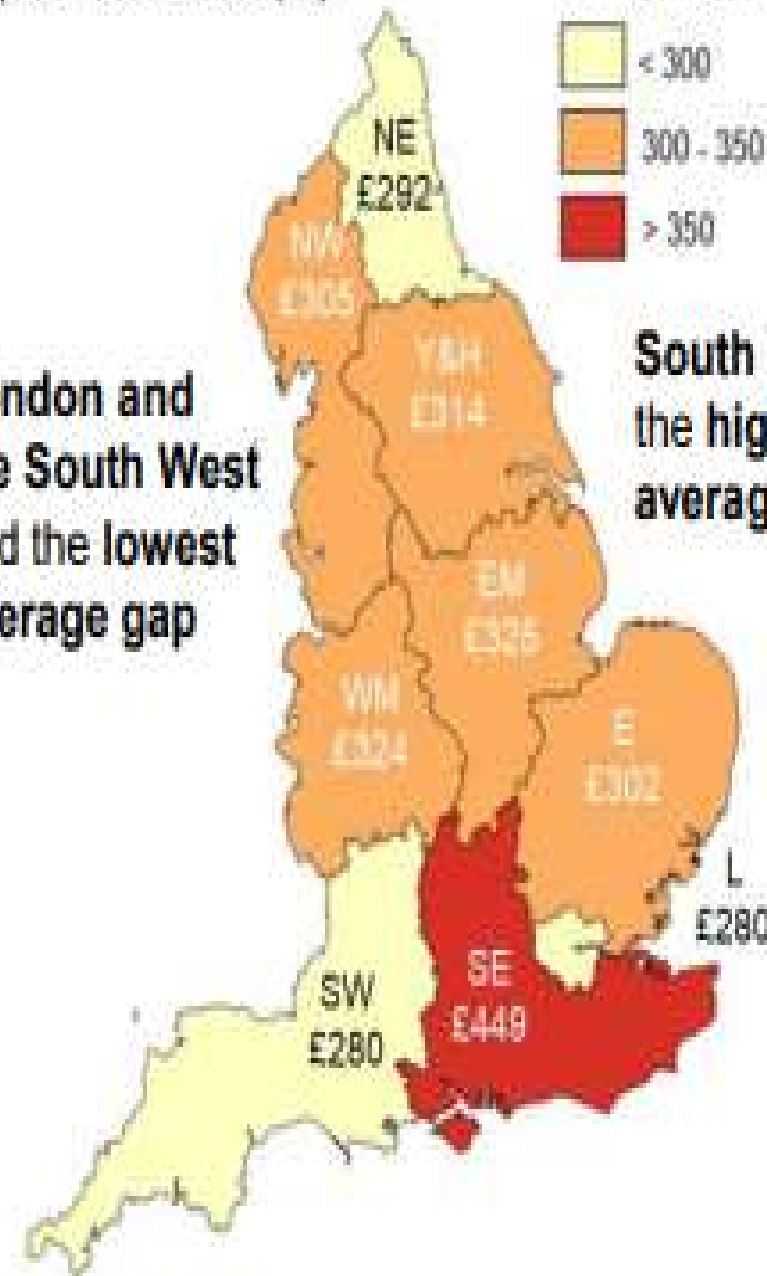


Average gap (£)



London and the South West had the lowest average gap

South East had the highest average gap



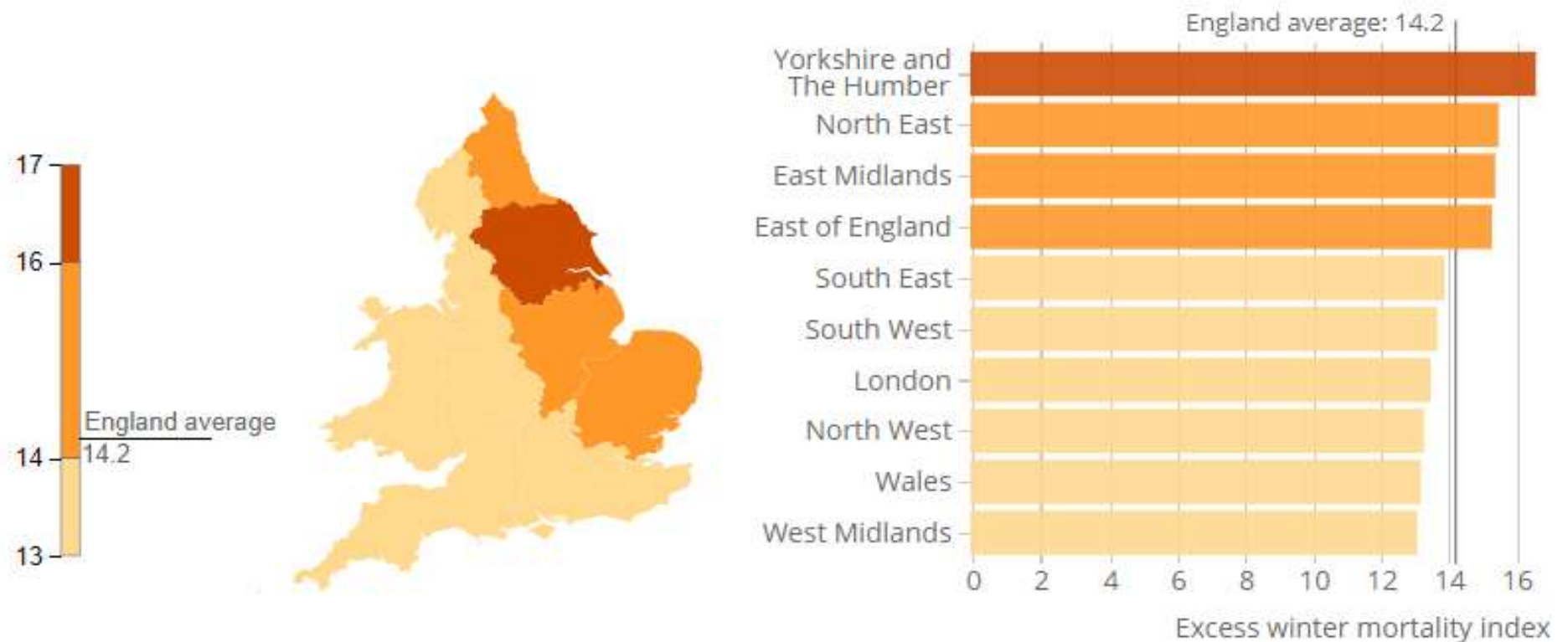
'I isolate myself and go to bed, turn all the lights off and go to bed because it's depressing. It's really awful'.



'You know the word 'wellbeing' describes it really well. You just feel safe and comfortable indoors, which I really don't think I've ever felt before'.

Figure 8: Yorkshire and The Humber have the highest excess winter mortality index in 2018 to 2019

Excess winter mortality index (based on death occurrences) for regions of England and in Wales, winter period 2018 to 2019



Source: Office for National Statistics

NHS Long Term Plan: opportunities for health and housing professionals



- Social prescription services that include affordable warmth and damp-free homes
- Training to identify fuel poverty risk
- Fuel poverty strategy development
- Single Point of Contact referrals
- Discharge support
- Frailty services
- Overlap between target groups and conditions

Fishwick, Preston





"The imperative of a just transition is that Governments design policies in a way that ensures the benefits of climate change action are shared widely, while the costs do not unfairly burden those least able to pay, or whose livelihoods are directly or indirectly at risk as the economy shifts and changes."



CHANCELLOR OF THE EXCHEQUER.

Heat Decarbonisation

Potential impacts on social
equity and fuel poverty



Action for Warm Homes

COLLABORATION



PERFORMANCE

Partnership



WIN-WIN

SUCCESS

TEAMWORK



Action for Warm Homes

adam.scorer@nea.org.uk
[@adam_scorer](#)
www.nea.org.uk